

Colonial Kitchens



the book of kitchens

Colonial Kitchens



the book of kitchens



COLONIAL KITCHENS PROUD TO BE MADE IN BRITAIN

Colonial Kitchens are manufactured in a state of the art production facility in the Rossendale Valley in the heartlands of South East Lancashire.

For the past seven decades we have grown from what started as a local joinery business into one of the countries leading manufacturers of Kitchen furniture.

Our kitchens offer the widest range of highly attractive furniture designs to make the most of your kitchen.

The extensive and carefully thought out range offers the broadest range of door, drawer and glazed unit sizes available enabling combinations to be created that will ensure your kitchen is attractive, functional and unique to you, doors are complimented by a range of tasteful handles.

To add that finishing touch we offer a range of internal fittings and accessories for you to create the perfect storage environment.



BRITISH MADE



OUR ENVIRONMENTAL AND CONSUMER CREDENTIALS

We consider ourselves to be an ethical based manufacturer whose principles are founded on the reduction of our carbon footprint, a responsible approach to both quality and the satisfaction of our clients.

In meeting the former, we achieved national recognition via the Green Apple Award, further reinforced by obtaining the ISO 14001 & ISO 50001 standards.

10-Year Guarantee
We are very confident within the quality of the kitchens we manufacture. In the unlikely event that any of the units prove defective as a result of faulty design, materials or manufacturing processes, during a period of ten years from date of purchase, We will replace or repair at our discretion, providing proof of purchase has been retained by the original purchaser.
The guarantee applies to units & doors only and excludes colour fade, due to mellowing & sunlight. Any claims must be made as soon as the fault becomes apparent by the original purchaser, through the retailer whom the product was purchased.
Guarantee covers domestic installation only.

contents


Introduction	2 - 3	Decor Ranges	40 - 43
Credentials	4	Image Ranges	44 - 49
Contents	5	Gloss Ranges	50 - 53
Range by Range Fascias	6 - 7	Shaker	54 - 55
Avola	8 - 11	Pendle Oak	56 - 57
Metro	12 - 17	Pendle Painted Ranges	58 - 67
Forma	18 - 19	Haddington Ranges	68 - 73
Cologne	20 - 23	Integra Gloss Ranges	74 - 81
Solent Ranges	24 - 31	Integra Matt Ranges	82 - 87
Abbey	32 - 33	Blum Systems	88 - 89
Flaxley Ranges	34 - 37	Worksurfaces	90 - 93
Image White	38 - 39	Handles	94 - 103

Avola (Mfc)




Grey (P10) Truffle (P11) White (P8) Champagne (P10) Glass (P10)

Cologne (Vinyl)



Smooth White (P20) Glass (P20) Oyster (P22)

Metro (Vinyl)



Dakar (P16) Glass (P12) Kashmir (P12) Fjord (P12) Mussel (P14) Oyster (P14) White (P14)

Abbey (Vinyl)



Oyster (P32) Glass (P32) Lancaster Oak (P32)

Solent (Vinyl)



Dakar (P28) Glass (P26) Kashmir (P24) Fjord (P24) Mussel (P22) Oyster (P22) White (P22)

Flaxley (Vinyl)



Oyster (P34) Glass (P34) Lancaster Oak (P36)

Forma (Vinyl)



Lancaster Oak (P18) Glass (P18)

Solent (Gloss Vinyl)



Gloss Oyster (P30) Glass (P30) Gloss White (P30)

Decor (Wrapped)



Oyster (P42) Oyster (P42)

Decor (Gloss Wrapped)



Gloss Oyster (P40) Glass (P40)

Shaker (Timber & Veneers)



Winchester Oak (P54) Glass (P54)

Image (Coated Mfc)



White (P38) Glass (P38) Dakota (P48) Oyster (P46) Kashmir (P44)

Gloss (Lacquered)



Oyster (P50) Glass (P50) White (P52)

Haddington (Ash Lacquered)



Anthracite (P70) Bleached Stone (P72) Cream (P72) Deep Lichen (P72) Jute (P72) Kashmir (P72) Moss (P72) Oyster (P68) Pastel (P70) Storm Grey (P70) White (P70)

Integra (Matt Lacquer)



Anthracite (P86) Bleached Stone (P86) Cream (P86) Deep Lichen (P82) Jute (P82) Kashmir (P82) Moss (P82) Oyster (P82) Pastel (P82) Storm Grey (P82) White (P84)

Integra (Gloss Lacquers)



Gloss Oyster (P78) Glass (P78) Gloss Kashmir (P76) Gloss White (P74) Gloss Dakota (P80)

Pendle Oak (Timber, Veneers)



Oak (P56) Glass (P56)

Pendle (Ash Lacquered)



Anthracite (P86) Bleached Stone (P86) Cream (P86) Deep Lichen (P82) Jute (P82) Kashmir (P82) Moss (P82) Oyster (P82) Pastel (P82) Storm Grey (P82) White (P84)



Avola White

Handle Ref: 780

Sicily's Avola region produces bold, strong, rich wines on volcanic soil and is famed for its light fresh airy appeal.

The Avola range of doors could be said to mirror this assertion, the colours complimenting each other yet independently cover the spectrum of hues from the rich red brown of Avola Truffle, light washed pumice of the Avola Grey, the sparkling pinks of Avola Champagne to the strength of light irradiated by Avola White.

Individually or integrated, the colour palette affords the opportunity to create truly stunning kitchens.



Avola Champagne
Handle Ref: 919



Avola Grey
Handle Ref: 791



Avola Champagne
Handle Ref: 650/666



Avola finishes

Sicily's Avola region produces bold, strong, rich wines on volcanic soil and is famed for its light fresh airy appeal. The Avola range of doors could be said to compliment each other yet independently cover the spectrum of hues from the rich red brown of Avola Truffle, light washed pumice of the Avola Grey, the sparkling pinks of Avola Champagne to the strength of light irradiated by Avola White. Individually or integrated, the colour palette affords the opportunity to create truly stunning kitchens.

Metro Fjord with White

Sleek clean lines in a choice of the latest matt paint effect vinyl colours.
Metro makes a life bright and airy.
Available in the finishes shown below.
Handle Ref: I030/I032
Worktop: White Sparkle



White with Kashmir

Metro Mussel

Sleek clean lines in a choice of the latest matt paint effect vinyl colours.
Metro makes a life bright and airy.
Available in the finishes shown below.
Handle Ref: 1130/1132
Worktop: Coco Bolo



Metro White with Dakar



For lovers of good wines a 150mm wide wine rack is available in all the colourways shown opposite.



White

Fjord

Kashmir

Oyster

Dakar

Mussel

Sleek clean lines in a choice of the latest matt paint effect vinyl colours.
Metro makes a life bright and airy.
Available in the finishes shown opposite.
Handle Ref: 1030/1032
Worktop: White Sparkle

Forma Lancaster Oak

Forma Lancaster Oak brings not only a new look to Colonial but adds modernism on a highly attractive finish, emphasising grain structure and that tactile look adding warmth to your home.

Handle Ref: 923/924

Worktop: See pages 90 - 93 for worktop choice.





Cologne Smooth White

Modern, uncompromising, the smooth White Cologne kitchen clears away any doubt who you are. Create sight lines, which add interest to the simple form of the Cologne door.
Handle Ref: 601
Worktop: See pages 90 - 93 for worktop choice.

Cologne Oyster

Warm, bright and accommodating of all tastes in decor, Cologne Oyster brings a soft edge to strong design.
Handle Ref: 602
Worktop: See pages 90 - 93 for worktop choice.



Solent Fjord

Soft tones, combined with the matt paint effect vinyl, within the Solent door, bringing gentle style to any home.

Available in the finishes shown below.

Handle Ref: 740/742

Worktop: See pages 90 - 93 for worktop choice.

White	Fjord
Kashmir	Oyster
Dakar	Mussel



Solent Kashmir

Soft tones, combined with the matt paint effect vinyl, within the Solent door, bringing gentle style to any home.
Available in the finishes shown below.
Handle Ref: 930/932
Worktop: Black Sparkle



For lovers of good wines a 150mm wide wine rack is available in all the colourways shown above.



Solent Dakar


Soft tones, combined with the matt paint effect vinyl, within the Solent door, bringing gentle style to any home.
Available in the finishes shown below.
Handle Ref: 1225
Worktop: See pages 90 - 93 for worktop choice.



White	Fjord	Kashmir
Oyster	Dakar	Mussel



Solent Gloss White



Gloss Oyster.

Solent Gloss White can be clinical, tidy or lighten up any corner. In a busy life there is always time for reflection. Solent Gloss door also available in Gloss Oyster. Handle Ref: 805. Worktop: See pages 90 - 93 for worktop choice.



Familiar & friendly, bright and clean, subtle colourways presented with a little detail take the drama out of the kitchen, creating a welcoming home front.
 Handle: See pages 94 - 103 for handle choice.
 Worktop: See pages 90 - 93 for worktop choice.

Abbey Oyster

Flaxley Oyster

Light, bright and airy, the soft tones of this clean and modern styling make any house to be proud of whilst rejecting the rigours of life.

Handle Ref: 471

Worktop: See pages 90 - 93 for worktop choice.



Flaxley Lancaster Oak

Flaxley has established itself as a clean and stylised Shaker door.
Flaxley Lancaster Oak brings the essence of tradition in the most modern of formats.
Handle Ref: 913
Worktop: See pages 90 - 93 for worktop choice.



Image White

Image White is the new White, which in fashion terms keeps your kitchen up to the moment in design terms. Not that White ever goes out of fashion.
Handle Ref: 908
Worktop: Glass consult retailer.

Decor Gloss Oyster

Unique in its field, Decor Gloss Oyster affords a startling insight in the marriage of the best in traditional design with the addition of state of art high gloss overlays. A stunning combination that brings summer to the kitchen all year round.

Handle Ref's: 805

Worktop: See pages 90 - 93 for worktop choice.



Decor Oyster

Fresh and airy, delivering function, form and flexibility.

This kitchen is for living in.

Handle Ref: 471

Worktop: See pages 90 - 93 for worktop choice.



Image Kashmir

Image Kashmir creates the look of today but a subtle blend of grey and a touch of red ensures that this is the kitchen of the decade.

Blend or contrast to create an expensive effect that's highly affordable, durable and liveable.

Handle: See pages 94 - 103 for handle choice.

Worktop: Granite, consult retailer.



Image Oyster

Possibly one of the most loved colours around that will both harmonise or contrast with a host of colourways, giving flexibility to your design pallet.
Subtle rear fix chrome Pull Handles complete the picture.
Handle Ref: 1030/1033
Worktop: Avola Grey.



Image Dakota is the latest addition to the Image gloss range.
Created in a tone of grey to set the pulse racing with its striking visual appeal.
Dakota is a designers delight as it fits perfectly into all mediums.
Handle Ref: 963
Worktop: Granite, consult retailer.

Image Dakota





Gloss Oyster

The Gloss range is our flagship of the polished door choice. Here we show what's latest in curves, bows and radius post ends, enable a true softening of this tactile and flowing Oyster kitchen.

The Gloss range doors are truly the best of their kind, bringing a lasting and luxuriant product for your designer to create from.

Handle Ref: 908

Worktop: Consult retailer



Gloss White kitchens have always given huge pleasure to those who enjoy clean lines. Simplicity or striking decor, both routes are within your grasp. Gloss White is complemented with pull handles but left clean, uncluttered and functional. Internal and external curved units complete the picture. The highest quality of gloss available.
Handle Ref 1100
Worktop: Granite consult retailer

Gloss White

Shaker Winchester Oak

Sculptured corners and soft rolled edges compliment perfectly the Shaker style concept of the solid oak door.
A scattering of Pippy Oak knots and character grain gives this door an inspired stylish feel of warmth.
Handle Ref's: 338/343
Worktop: See pages 90 - 93 for worktop choice.





Pendle Oak

Experience the timeless elegance and beautiful warmth of Pendle Oak. A luxurious kitchen in every respect, the appeal of Pendle Oak extends beyond the inherent beauty of wood.

Few kitchens offer the owner so much flexibility to craft their kitchen to reflect the individuality of their home and lifestyle.

Handle Ref's: 338/339/341
Worktop: Granite consult retailer.

Pendle Timber Painted



Anthracite	Bleached Stone	Cream	Deep Lichen	Jute	
Kashmir	Moss	Oyster	Pastel	Storm Grey	White

Discerning homeowners have always appreciated care and attention that goes into the creation of a hand painted kitchen. We have applied the craftsman's skills to our Pendle kitchen and are delighted to offer it to you in a choice of twelve beautiful colours, each one inspired by nature's ever changing moods.

At our specialist paint workshops, the subtle colour tones are over laid onto a lightly brushed Ash body, adding not just colour but texture to create a luxurious visual effect.

You can opt for a kitchen in one colour or perhaps combine two colours to create a contrast, with Pendle's Hand Painted range the options are many, and the result is a kitchen as unique and special as you, its owner.

After all, a kitchen that is hand painted to order, is a truly unique kitchen.

Pendle Jute

Jute is a highly distinctive and original colour, its light fawn shade thickened with a shot of soft grey clouds.

A natural earth shade widely favoured by interior designers.

Jute lends the Pendle kitchen a tailored look radiating taste and success on the part of its owner but without a hint of ostentation.

Pendle Jute is perfect as a stand alone colour, but looks impressive too when mixed with Pendle Oyster, Cream or Oak finishes.



Pendle White

Always a popular colour, this excellent white kitchen with open and closed grain doors reflects more than light into your home.

Appliances, vases, toasters, food mixers and pictures all spring to life in a white kitchen, so shape and style your design, maximise on the sight line with fine detail to create a very special kitchen.



Pendle Moss

This pastoral, pale green hue at first sight suggests it would date a kitchen yet it looks modern and even contemporary when applied to the Pendle kitchen where its lustre lends the cabinets, doors and drawers a tactile appearance and the kitchen an overall look of subtle grandeur.

A true and natural shade of the Pendle countryside, its both smart and practical, an informed choice for the homeowner seeking originality.



Pendle Pastel

This beautiful colour has as its base a blend of soft blue tones into which has been infused a drizzle of silver grey dawn.

Walk into a Pendle Pastel kitchen and you'll be stepping into a kitchen that breathes freshness and invigoration.

The effect is enhanced by the inclusion of light fawn coloured decor.

Pendle Oak blends in perfectly with Pendle Pastel whilst the ambiance of the entire kitchen can be turned up or down by careful choice of colours for the walls, splashbacks and tiling.



Haddington Oyster

Elegant, contemporary yet firmly based on traditional roots, the Ash timber Haddington door with vertical angled uprights is available in our full spectrum of painted finishes shown below.

Handle Ref: 800.

Worktop: Granite consult retailer.

 Anthracite	 Bleached Stone	 Cream
 Deep Lichen	 Jute	 Kashmir
 Moss	 Oyster	 Pastel
 Storm Grey	 White	





Haddington Storm Grey & Anthracite

Anthracite	Bleached Stone	Cream
Deep Lichen	Jute	Kashmir
Moss	Oyster	Pastel
Storm Grey	White	



Haddington Bleached Stone & Jute

Anthracite	Bleached Stone	Cream	Deep Lichen
Jute	Kashmir	Moss	Oyster
Storm Grey	White	Pastel	



Integra Gloss White

Integra Gloss White has been added by popular insistence.

This finger pull door brings clean lines and style to any configuration.

Hi tech and low tech can be accommodated by the creative designer, encompassing all age groups and most tastes.

Worktop: See pages 90 - 93 for worktop choice.

To compliment this uncluttered kitchen while maintaining clean, smooth, flowing lines internal & external curved units are available to complete the picture.





Integra Gloss Kashmir

Integra Gloss Kashmir really is a superior kitchen.

The right shade of grey, with a hint of fawn delivers a classical elegance to the most fashionable of doors.

Quality and looks ensure a lifetime reward for the discerning buyer.

Worktop: Granite, consult retailer.



Integra Gloss Oyster

Integra Gloss Oyster is simply the best fingertip pull door available.

Produced to the same exacting standards as our other Gloss range doors, with 5 layers of lacquer each polished as the lustre is built up.

The kitchen delivers style, elegance and sophistication for the discerning.

Worktop: See pages 90 - 93 for worktop choice.



Integra Gloss Dakota

Integra Gloss Dakota offers that certain something extra to your kitchen.

This moody shade of grey, creates a freshness and vitality to this very modern concept.

Eye catching finger pull doors offer the chance to create a kitchen with uncultured clean, smooth lines.

Worktop: Granite, consult retailer.

Integra Matt Deep Lichen

Anthracite	Bleached Stone
Cream	Deep Lichen
Jute	Kashmir
Moss	Oyster
Pastel	Storm Grey
White	

Integra Matt Deep Lichen is clean and smooth, a contemporary design with broad appeal in today's unfussy world.

Available in our full spectrum of lacquered finishes shown opposite. Worktop: Granite, consult retailer.

Integra Matt White

Integra Matt White is clean and smooth, a contemporary design with broad appeal in today's unfussy world.
Available in our full spectrum of lacquered finishes shown opposite.
Worktop: Granite, consult retailer.


Anthracite	Bleached Stone
Cream	Deep Lichen
Jute	Kashmir
Moss	Oyster
Pastel	Storm Grey
White	





Integra Bleached Stone & Anthracite compliment each other perfectly, creating a highly visual impact for those with an eye for design. Available in our full spectrum of lacquered finishes shown above. Worktop: Granite, consult retailer.

Integra
Bleached Stone & Anthracite



Blum products come as standard in all our kitchens... Why have we chosen Blum?



Our Kitchens are manufactured in the most modern production facility in the UK.

Great detail and consideration is taken when sourcing materials from the UK & Europe to ensure our Kitchens are of the finest quality and highest specification.

There are very few moving components within a Kitchen, therefore it makes perfect sense to include the very best fittings to ensure your kitchen operates as well in twenty years' time, as it does the day it is installed.

This is why our kitchens use Blum fittings. Blum are widely regarded as manufacturing the best, most innovative kitchen fittings within the industry. Founded in 1952 in Austria, Blum has grown into a €1.5 billion business trading in over 120 countries around the world.

Blum fittings are not only meticulously engineered to perfection, they are aesthetically designed to harmonise with our furniture.

CLIP top BLUMOTION Hinges...

Neat and sleek with integrated soft close as standard. Ensuring cabinet doors open easily and close effortlessly.

TANDEMBOX antaro Drawers...

Our drawers are a Mellow grey toned metal sided drawer with a 16 mm co-ordinating solid base. Low-friction cylindrical nylon rollers guarantee a feather-light glide and dynamic carrying capacities of 30kg, 50kg and 65kg.

Thanks to soft-close BLUMOTION, drawers and pull-outs will always close softly.

AVENTOS HF Bi-fold lift system...

AVENTOS HF is an award-winning lift system for bi-fold fronts both high and large.

The system provides endless possibilities in planning and design with little installation effort.

AVENTOS HF offers direct access, ease of use and freedom of movement.



Blum Lifetime Guarantee

Such is Blum's confidence with their manufacturing excellence, in the unlikely event of any defect occurring within a Blum fitting, they will replace it free of charge, regardless of its age.

LAMINATE WORKTOPS

One of the, or arguably the most important element of the kitchen is the worktop; it must live up to the everyday demands of kitchen life while also looking spectacular. Our collection of work surfaces offers a versatile choice of designs as well as performance characteristics. From characterful marble prints made of Aeon technology to square edge rustic timbers, there is a worktop solution suitable for every kitchen environment.



Get the look...

Our top 3 picks of cabinet and worktop combinations, something to suit each and every style.



WORKTOP: Colmar Oak
CABINET: Flaxley Oyster



WORKTOP: Calcutta Marble
CABINET: Integra Anthracite



WORKTOP: Mountain Lodge
CABINET: Metro Mussel



ACCESSORIZE THE LOOK

Co-ordinating splashbacks & upstands are an effective way to complete and enhance your kitchen design. They also remove the need of tiles saving you installation and maintenance time and money.



Bronzite

LOOK & FEEL REAL

This year's trends see surfaces go natural, from rustic timber designs entwined with knots to characterful stone designs enriched with intricate detail. Our worktop range boasts many of the best 'natural' designs brought to life by realistic surface textures.



Coco Bolo




Designer Black

SUPERIOR PERFORMANCE

For high volume traffic kitchens the durability of a worktop is key, for this reason we have launched a range of Aeon technology **enhanced performance laminate worktops**. With **3-5X more wear, scuff and scratch resistance** than a standard laminate combined with **improved clarity, colour and fidelity**, you can count on these surfaces to look newer, longer.

EDGE PROFILE TYPES

Square Edge



3mm Postformed




6mm Postformed




10mm Postformed





Everest Crystal 3mm
Recommended Fascia Options:
Flaxley Oyster, Image White, Flaxley
Lancaster Oak, Metro Kashmir.



Black Atrium 3mm
Recommended Fascia Options:
Forma Lancaster Oak, Solent Dakar,
Image Oyster, Pendle Jute.



Kerala 3mm
Recommended Fascia Options:
Metro Dakar, Solent Dakar,
Abbey Oyster, Pendle Oak.



Colmar Oak 3mm
Recommended Fascia Options:
Pendle Oyster, Flaxley Oyster,
Solent Dakar.



Walnut Block 3mm
Recommended Fascia Options:
Image Oyster, Solent Mussel,
Metro Dakar, Solent Gloss White.


DESIGN TIP
Why not incorporate a
matching upstand or
splashback to create
definition and continuity to
your kitchen worktop.
Upstand:
3m x 100 x 20mm
Splashback:
3m x 1200 x 9mm



Colmar Oak Worktop



AEON Lunar Night 3mm
Recommended Fascia Options:
Pendle Oak, Abbey Lancaster Oak,
Pendle Oyster, Solent Kashmir.



AEON Winter Carnival 3mm
Recommended Fascia Options:
Pendle Oak, Image Gloss Oyster,
Integra Oyster, Solent White.



AEON Bronzite 3mm
Recommended Fascia Options:
Metro Oyster, Solent Oyster,
Pendle Pastel, Integra White.



AEON Calcutta Marble 3mm
Recommended Fascia Options:
Metro Kashmir, Solent Fjord, Integra
Storm Grey, Integra Anthracite.




Aeon Technology

Five designs within the range are superior in surface performance;
manufactured using Aeon Technology, they provide up to
3-5X more wear, scuff & scratch resistance, making
them noticeably more durable than standard laminate worktops.



Winter Carnival Worktop & Upstand



Lima 6mm
Recommended Fascia Options:
Metro White, Solent Fjord, Pendle
Pastel, Shaker Winchester Oak.



Brazilia 6mm
Recommended Fascia Options:
Metro White, Gloss White,
Integra Gloss Kashmir, Solent Fjord.



Oratorio 6mm
Recommended Fascia Options:
Metro Kashmir, Solent Kashmir,
Solent Dakar, Flaxley Oyster.



Colorado Oak 3mm
Recommended Fascia Options:
Metro Mussel, Solent Oyster,
Haddington Cream, Image Oyster.




Mystic Pine 3mm
Recommended Fascia Options:
Metro White, Metro Kashmir, Integra
Bleached Stone, Integra White.



AEON Designer Black SQ
Recommended Fascia Options:
Integra White, Metro Oyster,
Image Kashmir, Gloss Oyster.



Mountain Lodge SQ
Recommended Fascia Options:
Metro Oyster, Gloss Oyster, Integra
Bleached Stone, Metro Mussel.




Avola Truffle SQ
Recommended Fascia Options:
Image Oyster, Integra White,
Metro Mussel, Avola Champagne.



Avola Brown Grey SQ
Recommended Fascia Options:
Integra Oyster, Image White,
Metro Kashmir, Image Kashmir.




Avola Grey SQ
Recommended Fascia Options:
Image White, Image Kashmir,
Avola White, Integra Gloss White.



Black Sparkle 6mm
Recommended Fascia Options:
Gloss Oyster, Integra White, Image
Kashmir, Solent Gloss White.



Chaux Sablee Fizzy 10mm
Recommended Fascia Options:
Image White, Solent Dakar,
Metro Mussel, Metro Dakar.




White Sparkle 10mm
Recommended Fascia Options:
Metro Dakar, Image Kashmir,
Integra White Gloss, Metro Kashmir.



Lima



Driftwood SQ
Recommended Fascia Options:
Image White, Metro White, Integra
Gloss White, Image Kashmir.



Grey Bardolino Oak SQ
Recommended Fascia Options:
Image Kashmir, Integra Oyster,
Metro Dakar, Metro Mussel.




Mississippi Pine SQ
Recommended Fascia Options:
Metro White, Integra Kashmir,
Integra Gloss White, Image Dakota.




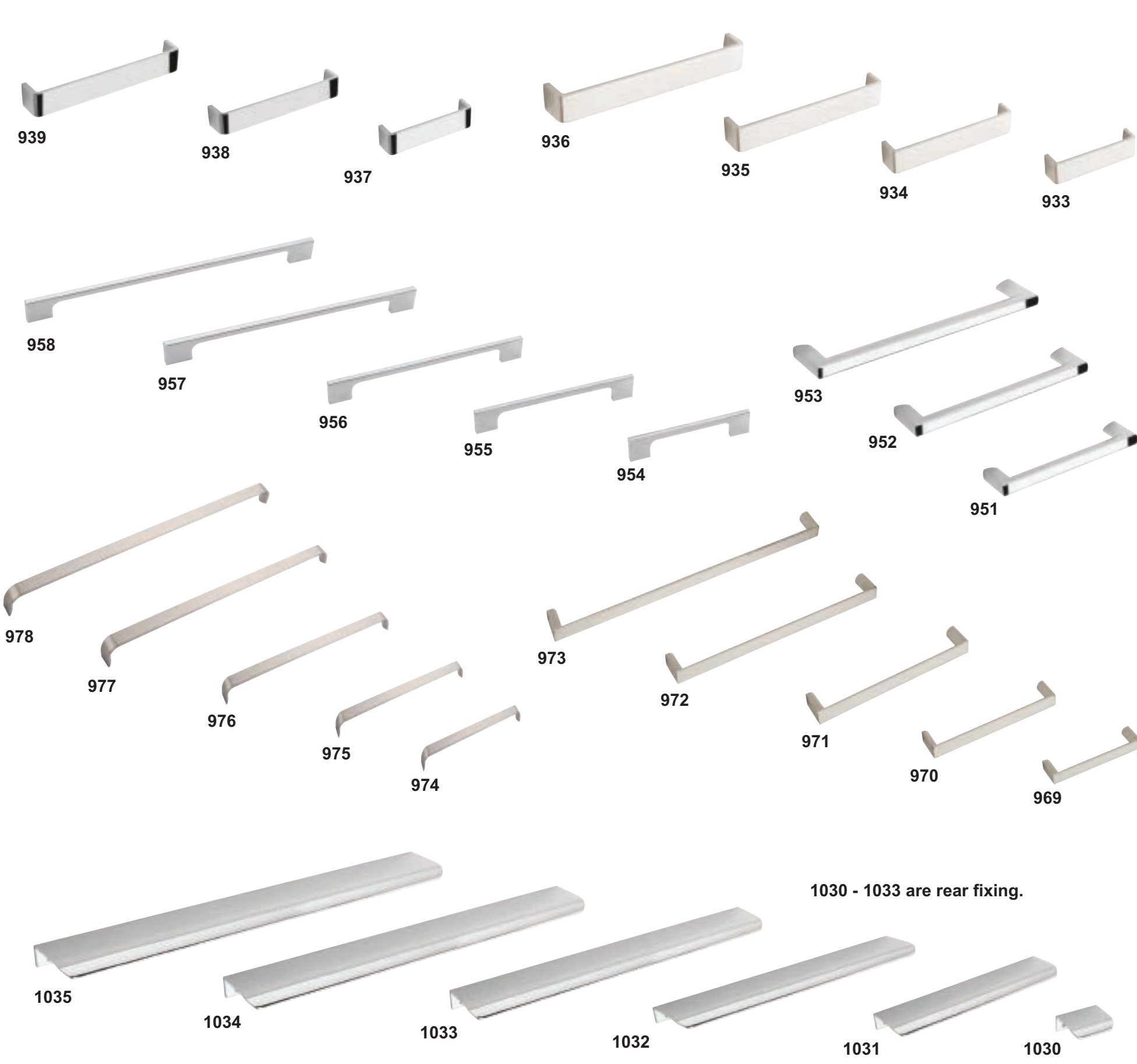

Coco Bolo SQ
Recommended Fascia Options:
Image Oyster, Integra White,
Metro Mussel, Urban Oyster.



Capitol Pine SQ
Recommended Fascia Options:
Metro Kashmir, Integra Kashmir,
Solent Fjord, Integra Deep Lichen.












Wooden Knobs
40mm Diameter



Wooden Knobs 55mm Diameter

